

PMEX UPDATE (Morning)

Commodities	Signal	Entry	Stop loss	Target 1	Target 2
Crude Oil - WTI	BUY	80.40	79.50	81.30	82.00
Gold	BUY	1,815.00	1,806.00	1,824.00	1,830.00
Silver	BUY	22.700	22.42	22.980	23.160
Platinum	BUY	960.00	950.00	970.00	980.00
Copper	BUY	4.452	4.431	4.472	4.488
Natural Gas	BUY	4.208	4.178	4.238	4.253

Indices	Signal	Entry	Stop loss	Target 1	Target 2
Dow Jones	BUY	36,028.00	35,794.00	36,262.00	36,425.00
S&P 500	BUY	4,696.00	4,670.00	4,722.00	4,747.00
NASDAQ 100	BUY	15,780.00	15,626.00	15,934.00	16,055.00

Currencies	Signal	Entry	Stop loss	Target 1	Target 2
USD-JPY	SELL	115.580	115.880	115.280	115.110
EUR-USD	BUY	1.1368	1.1354	1.1382	1.1400
GBP-USD	BUY	1.3633	1.3621	1.3645	1.3652

Minimum Lot	Total Price	Margin	Investment	Profit 1	Return 1	Profit 2	Return 2
10 Barrel	141,914	4.72%	6,700	1,480	22.09%	2,715	40.53%
1 Ounce	320,366	3.40%	10,900	1,425	13.08%	2,484	22.79%
10 Ounce	40,068	8.49%	3,400	440	12.94%	758	22.28%
5 Ounce	847,248	5.57%	47,200	8,418	17.83%	17,243	36.53%
1000 Pounds	785,805	3.74%	29,400	3,346	11.38%	6,029	20.51%
1000 MMBTU	742,754	7.71%	57,300	4,887	8.53%	7,535	13.15%

Minimum Lot	Total Price	Margin	Investment	Profit 1	Return 1	Profit 2	Return 2
Index Level	6,359,302	2.31%	147,200	40,651	27.62%	69,422	47.16%
Index Level	828,891	2.35%	19,500	4,508	23.12%	8,920	45.75%
Index Level	2,785,328	2.82%	78,600	27,019	34.38%	48,377	61.55%

Minimum Lot	Total Price	Margin	Investment	Profit 1	Return 1	Profit 2	Return 2
10,000 Units	1,756,816	0.89%	15,600	4,685	30.03%	7,269	46.60%
10,000 Units	2,006,566	0.94%	18,800	2,596	13.81%	5,773	30.71%
10,000 Units	2,406,361	1.13%	27,300	2,243	8.22%	3,479	12.74%

Major Headlines

Oil Mixed, Near Pre-omicron Highs as Economic Recovery Hopes Grow

Oil was mixed on Wednesday morning in Asia but traded near late November 2021 levels. U.S. Federal Reserve Chairman Jerome Powell signaled that the central bank could hike rates slower than expected, a move likely to boost short-term fuel demand. Oil edged down 0.18% to \$83.57 by 11:10 PM ET (4:10 AM GMT) and WTI futures inched up 0.01% to [see more...](#)

Gold Up, Investors Await U.S. Interest Rate Hike Clues from Inflation Data

Gold was up on Wednesday morning in Asia. Investors shifting their focus to U.S. inflation data for interest rate hike clues after U.S. Federal Reserve Chairman Jerome Powell set a less hawkish tone and reiterated that the central bank would tackle inflation. [see more...](#)

Dow Jones Futures: Market Rallies On Powell Comments, Apple, Nvidia, Tesla In Focus; Biogen Dives Late

Dow Jones futures were little changed Tuesday night, along with S&P 500 futures and Nasdaq futures, ahead of a key inflation report. Biogen (BIIB) dived late as Medicare restricted coverage of its Alzheimer's drug. The stock market rally extended a rebound Tuesday and crude oil prices jumped as Fed chief Jerome Powell eased fears that the [see more...](#)

USD/JPY: Gains should become more limited

"The yen depreciated by 10.3% versus the US dollar in 2021, the worst performance amongst G10 currencies. Strong risk appetite resulting in impressive performances for global equity markets coupled with rising US yields helped fuel the gains. We see scope for this momentum to continue in the early part of this year. [see more...](#)

EUR/USD Price Analysis: Bulls eye 1.1385 resistance on the key day

EUR/USD retreats from weekly top to 1.1365 during Wednesday's Asian session. Even so, the major currency pair remains on the buyer's radar as they brace for the key US inflation data. The quote not only bounced off 21-DMA but also crossed the 50-DMA to post a considerable upside bias the previous day. Additionally, the pair's recently [see more...](#)

Pound Sterling Price News and Forecast: GBP/USD seesaws near November highs

GBP/USD seesaws near November highs after crossing the key resistance line to refresh multi-day peak the previous day. That said, the cable pair makes rounds to 1.3630-35 during the initial Asian session on Wednesday. Although nearly overbought RSI challenges the pair buyers, a clear [see more...](#)

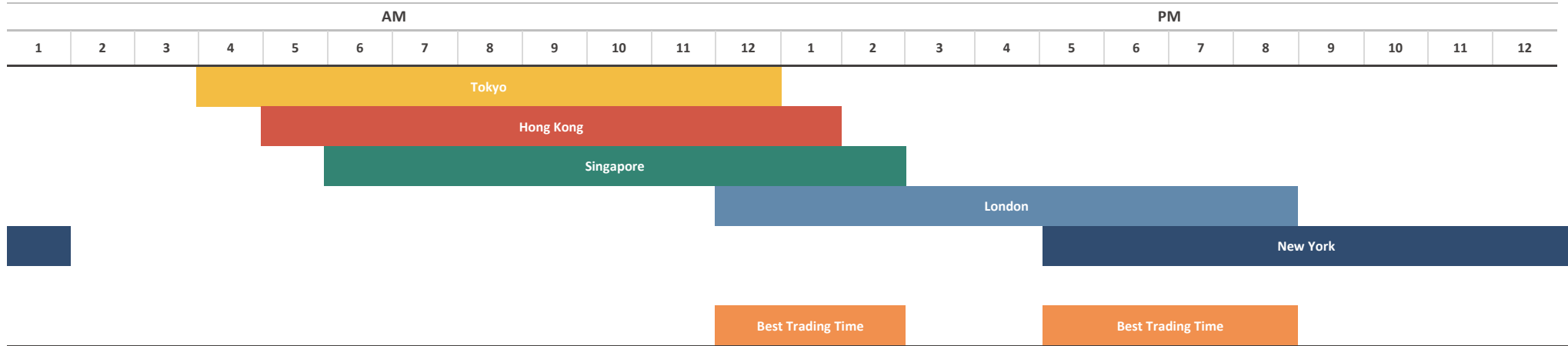
ECONOMIC CALENDAR

Event	Dates	Time	Currency	Importance	Actual	Forecast	Previous
Core CPI (MoM) (Dec)	12-Jan-22	6:30:00 PM	USD	High Volatility		0.50%	0.50%
Crude Oil Inventories	12-Jan-22	8:30:00 PM	USD	High Volatility		-1.904M	-2.144M

Source: Investing.com

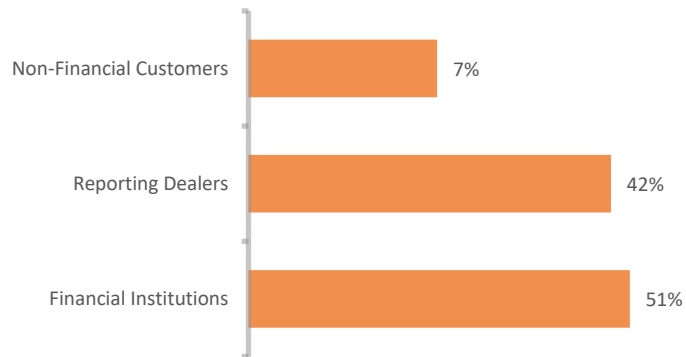
FOREX MARKET'S STATISTICS

Forex Market Hours

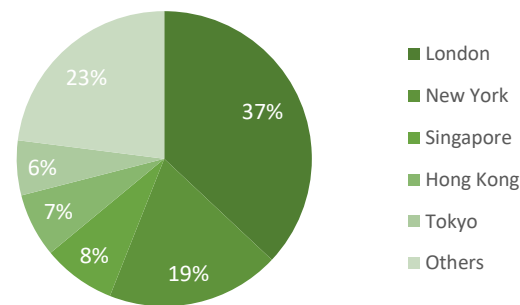


Note: This chart shows the normal forex trading times of all the major forex trading centers across the globe in Pakistan Standard Time.

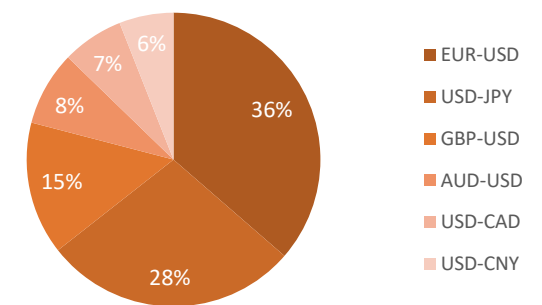
Forex Turnover by Counterparty



Markets' Share in Total Forex Turnover



Most Traded Currency Pairs



Sources: ACPL Research, Forexmarkethours, Dailyfx, Ig

DISCLAIMER

This report has been prepared by Abbasi and Company (Private) Limited and is provided for information purposes only. Abbasi and Company (Private) Limited (ACPL) is engaged in brokerage business of commodities futures in Pakistan and to provide the trading/ execution facility on Pakistan Mercantile Exchange (PMEX). There is risk of loss in trading in derivatives (futures). The author, directors and other employees of Abbasi and Company (Private) Limited and its affiliates cannot be held responsible for any loss in trading. Futures; futures on margin carries a high level of risk and may not be suitable for all investors. The high degree of leverage can work against the investor/ traders. Before deciding to invest in Commodity derivatives, you should carefully consider your investment objectives, level of experience, and risk appetite. The possibility exists that you could sustain a loss of some or all of your initial investment and therefore you should not invest money that you cannot afford to lose. You should be aware of all the risks associated with futures trading in commodities and other financial products. We take no responsibility for any loss made in investment on any instruments through us. In any event Abbasi and Company (Private) Limited, its affiliates, agents will not be liable to anyone for any decision made or action taken for investment/ trading. Abbasi and Company (Private) Limited, its affiliates, directors and employees cannot be held responsible for any loss in trading due to any problem in connectivity; failure of system; technical problem in the software or any other reason whatever.

All the reports/ recommendations/ trading calls/ opinions are advisory in nature and contains the opinions of the author, which are not to be construed as investment advices. The author, directors and other employees of Abbasi and Company (Private) Limited and its affiliates cannot be held responsible for the accuracy of the information presented herein or for the results of the positions taken based on the opinions expressed in the reports/ views from Abbasi and Company (Private) Limited. All the views/ recommendations/ trading calls and opinions are based on the information, which are believed to be accurate and no assurance can be given for the accuracy of these information.

Derivatives trading involve substantial risk. The valuation of the underlying may fluctuate, and as a result, clients may lose their entire original investment. In no event should the content of this research report be construed as an express or an implied promise, guarantee or implication by, or from, Abbasi and Company (Private) Limited that you will profit or that losses can, or will be, limited in any manner whatsoever. Past results are no indication of future performance. The information provided in this report is intended solely for informative purposes and is obtained from sources believed to be reliable. Information is in no way guaranteed. No guarantee of any kind is implied or possible where projections of future conditions are attempted. Investments in securities market are subject to market risks, read all the related documents carefully before investing.

All rights reserved by Abbasi and Company (Private) Limited. This report or any portion hereof may not be reproduced, distributed, or published by any person for any purpose whatsoever. Nor can it be sent to a third party without prior consent of Abbasi and Company (Private) Limited. Action could be taken for unauthorized reproduction, distribution, or publication.

The research analyst, primarily involved in the preparation of this report, certifies that (1) the views expressed in this report accurately reflect his/her personal views about the subject commodity/index /currency pair and (2) no part of his/her compensation was, is or will be directly or indirectly related to the specific recommendations or views expressed in this report.

DISCLOSURE

Following exchange rates are used to convert investment and profit values:

- USD/PKR: 176.51
- JPY/PKR: 1.52

To arrive at our Target Price, Abbasi & Company (Private) Limited uses following methods:

- Technical Analysis
- Fundamental Analysis

Furthermore, profit and returns are inclusive of all expenses including PMEX Fee, ACPL Fee & Sales Tax

RESEARCH DISSEMINATION POLICY

Abbasi & Company (Private) Limited endeavors to make all reasonable efforts to disseminate research to all eligible clients in a timely manner through either physical or electronic distribution such as email, fax mail etc. Nevertheless, all clients may not receive the material at the same time.

PREPARED BY

M. Fawad Naveed
Phone: (+92) 42 38302028
Ext: 117
Email: fawad@abbasiandcompany.com

RESEARCH DEPARTMENT

6 - Shadman, Lahore
Phone: (+92) 42 38302028; Ext: 116, 117
Email: research@abbasiandcompany.com
web: www.abbasiandcompany.com

HEAD OFFICE

6 - Shadman, Lahore
Phone: (+92) 42 38302028
Email: support@abbasiandcompany.com
web: www.abbasiandcompany.com

BRANCH OFFICE

42 - Mall Road, Lahore
Phone: (+92) 42 38302028 - 37320707
Email: support@abbasiandcompany.com
web: www.abbasiandcompany.com